

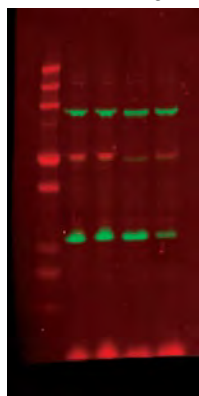
our antibodies are second to none

Thermo Scientific DyLight Secondary Antibodies

Thermo Scientific DyLight Fluor Secondary Antibodies are high-performance fluorescent conjugates for use as secondary molecular probes in fluorescence microscopy, flow cytometry, Western blotting, ELISA, high-content screening and other array platforms. DyLight™ Fluor Conjugated Antibodies are especially useful for multiplex experiments in which primary antibodies from two or more host species are used simultaneously. They are designed to reduce nonspecific background staining and offer high specificity, low background and increased assay sensitivity.

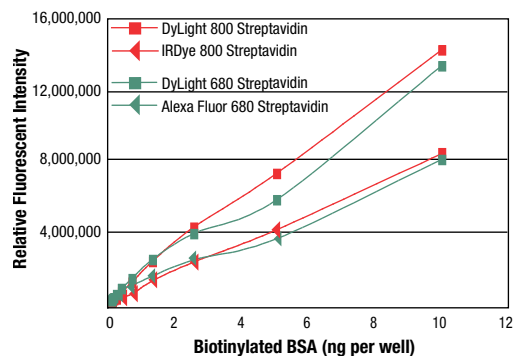
Thermo Scientific Pierce Secondary Antibodies are available as whole IgG or the F(ab')₂ fragment. Each of these antibodies are affinity purified using its target antigen (the primary antibody class, subclass, and fragment) coupled to an agarose support. This affinity purification eliminates nonspecific antibodies, resulting in high specificity and low background signal. Conjugated antibodies are affinity purified before labeling. Selected secondary antibodies have been further purified by adsorbing the antigen-purified antibody to an affinity column containing immobilized serum proteins of selected species. This additional processing minimizes antibody cross-reactivity to the serum proteins of those selected species. These antibodies are designated as cross adsorbed.

Western Blotting



1 2 3 4 5

Two-color infrared Western blot detection of p53 and cyclophilin B knockdown using Thermo Scientific DyLight 680- and 800-labeled Secondary Antibodies. Protein lysate from transfected A549 cells was separated using SDS-PAGE and transferred to a PVDF membrane. **Lane 1:** MW marker, **Lane 2:** mock transfected sample, **Lane 3:** negative control siRNA, **Lane 4:** siRNA targeted against p53 and **Lane 5:** siRNA targeted against cyclophilin. The membranes were imaged with the Odyssey™ Infrared Imaging System using the 700 and 800 channels.



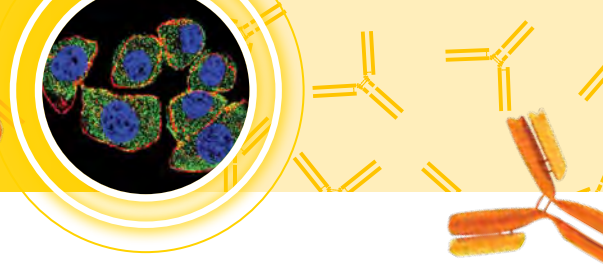
Thermo Scientific DyLight 680 and Thermo Scientific DyLight 800 Streptavidin Conjugates are brighter than Alexa Fluor™ 680 or IRDye™ 800 Conjugates in microplate-based assays. Microplates were coated with biotinylated BSA at the indicated concentrations. Conjugates were diluted to 10µg/mL in PBS and 100µL was applied to each plate. Fluorescent intensity was measured with the Odyssey Infrared Imaging System using the 700 and 800 channels.



Highlights:

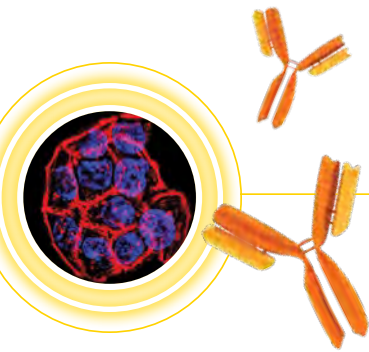
- Available conjugated to commonly used secondary antibodies, Streptavidin and Thermo Scientific NeutrAvidin Biotin-Binding Protein
- Antibody conjugates are affinity-purified and cross-adsorbed to minimize cross activity and maximize two-color detection system compatibility
- Optimized molar ratio (dye:protein) provides excellent fluorescent intensity
- Stable for one year at 4°C

Thermo Scientific DyLight Secondary Antibodies



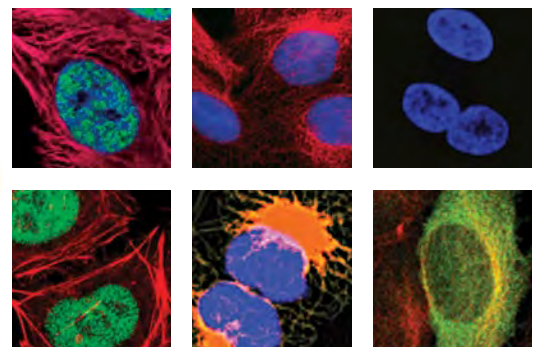
Ordering Information

Specificity	Host	DyLight 350	DyLight 488	DyLight 550	DyLight 594	DyLight 650	DyLight 680	DyLight 755	DyLight 800
Mouse IgG (H+L)	Goat	PI62271	PI35502	PI84540	PI35510	PI84545	PI35518		PI35521
Mouse IgG (H+L) Cross Adsorbed	Goat	PI62273	PI35503	PISA5-10173	PI35511	PISA5-10174	PI35519	PISA5-10175	PISA5-10176
Mouse IgG (H+L) Cross Adsorbed	Donkey	PISA5-10165	PISA5-10166	PISA5-10167	SA5-10168	PISA5-10169	PISA5-10170	PISA5-10171	PISA5-10172
Mouse IgG (H+L) Cross Adsorbed	Rabbit	PISA5-10157	PISA5-10158	PISA5-10159	SA5-10160	PISA5-10161	PISA5-10162	PISA5-10163	PISA5-10164
Mouse IgM Cross Adsorbed	Goat	PISA5-10149	PISA5-10150	PISA5-10151	SA5-10152	PISA5-10153	PISA5-10154	PISA5-10155	PISA5-10156
Rabbit IgG (H+L)	Goat	PI62270	PI35552	PI84541	PI35560	PI84546	PI35568		PI35571
Rabbit IgG (H+L) Cross Adsorbed	Goat	PI62272	PI35553	PISA5-10033	PI35561	PISA5-10034	PI35569	PISA5-10035	PISA5-10036
Rabbit IgG (H+L) Cross Adsorbed	Donkey	PISA5-10037	PISA5-10038	PISA5-10039	PISA5-10040	PISA5-10041	PISA5-10042	PISA5-10043	PISA5-10044
Human IgG (H+L) Cross Adsorbed	Goat	PISA5-10117	PISA5-10118	PISA5-10119	PISA5-10120	PISA5-10121	PISA5-10122	PISA5-10123	PISA5-10124
Human IgG (H+L) Cross Adsorbed	Rabbit	PISA5-10109	PISA5-10110	PISA5-10111	PISA5-10112	PISA5-10113	PISA5-10114	PISA5-10115	PISA5-10116
Human IgG (H+L) Cross Adsorbed	Donkey	PISA5-10125	PISA5-10126	PISA5-10127	PISA5-10128	PISA5-10129	PISA5-10130	PISA5-10131	PISA5-10132
Human IgG-Fc Cross Adsorbed	Goat	PISA5-10133	PISA5-10134	PISA5-10135	PISA5-10136	PISA5-10137	PISA5-10138	PISA5-10139	PISA5-10140
Human IgM Cross Adsorbed	Goat	PISA5-10101	PISA5-10102	PISA5-10103	PISA5-10104	PISA5-10105	PISA5-10106	PISA5-10107	PISA5-10108
Rat IgG (H+L) Cross Adsorbed	Goat	PISA5-10017	PISA5-10018	PISA5-10019	PISA5-10020	PISA5-10021	PISA5-10022	PISA5-10023	PISA5-10024
Rat IgG (H+L) Cross Adsorbed	Donkey	PISA5-10025	PISA5-10026	PISA5-10027	PISA5-10028	PISA5-10029	PISA5-10030	PISA5-10031	PISA5-10032
Rat IgM Cross Adsorbed	Goat	PISA5-10009	PISA5-10010	PISA5-10011	PISA5-10012	PISA5-10013	PISA5-10014	PISA5-10015	PISA5-10016
Goat IgG (H+L) Cross Adsorbed	Rabbit	PISA5-10077	PISA5-10078	PISA5-10079	PISA5-10080	PISA5-10081	PISA5-10082	PISA5-10083	PISA5-10084
Goat IgG (H+L) Cross Adsorbed	Donkey	PISA5-10085	PISA5-10086	PISA5-10087	PISA5-10088	PISA5-10089	PISA5-10090	PISA5-10091	PISA5-10092
Donkey IgG (H+L)	Rabbit	PISA5-10061	PISA5-10062	PISA5-10063	PISA5-10064	PISA5-10065	PISA5-10066	PISA5-10067	PISA5-10068
Sheep IgG (H+L) Cross Adsorbed	Rabbit	PISA5-10053	PISA5-10054	PISA5-10055	PISA5-10056	PISA5-10057	PISA5-10058	PISA5-10059	PISA5-10060
Guinea Pig IgG (H+L) Cross Adsorbed	Goat	PISA5-10093	PISA5-10094	PISA5-10095	PISA5-10096	PISA5-10097	PISA5-10098	PISA5-10099	PISA5-10100
Chicken IgY (H+L) Cross Adsorbed	Goat	PISA5-10069	PISA5-10070	PISA5-10071	PISA5-10072	PISA5-10073	PISA5-10074	PISA5-10075	PISA5-10076
NeutrAvidin Protein	Protein		PI22832	PI84606	PI22842	PI84607	PI22848		PI22853
Streptavidin Protein	Protein		PI21832	PI84542	PI21842	PI84547	PI21848		PI21851



Find your antibodies here!

thermoscientific.com/pierce-abs



thermoscientific.com/pierce-abs

© 2012 Thermo Fisher Scientific Inc. All rights reserved. These products are supplied for laboratory or manufacturing applications only. Alexa Fluor is a trademark of Molecular Probes, Inc. IRDye and Odyssey are trademarks of LI-COR Biosciences. All other trademarks are the property of Thermo Fisher Scientific Inc. and its subsidiaries.



In the United States:
 For customer service, call 1-800-766-7000.
 To fax an order, use 1-800-926-1166.
 To order online: www.fishersci.com

In Canada:
 For customer service, call 1-800-234-7437.
 To fax an order, use 1-800-463-2996.
 To order online: www.fishersci.ca

Thermo
 S C I E N T I F I C

Part of Thermo Fisher Scientific