

Preserve
Sample Volume
And Avoid **FACS***/
FLOW Clogs With...



FLOWMI[™]






Cell Strainers
40µm and 70µm Porosity



actual
size

Ideal for Small Volume Straining

These Unique Strainers are Perfect For Fast and Efficient Filtering of Small Volume Samples (up to 1000 μ l) Prior to FLOW or FACS Analysis.

-  Preserve your sample volume; FLOWMI strainers maintain sample volume and desired cells when straining small sample sizes
-  Avoid wasted time and costly delays; fast and efficient filtering using FLOWMI strainers decreases the potential for clogging of FLOW or FACS instruments
-  Improves your work flow; FLOWMI strainers are oriented in a compact tray for direct press and fit attachment to a P1000 pipette tip
-  Quality assurance; Sterile, FLOWMI strainers are housed in a compact, covered tray with a re-sealable bag to maintain sterility. Tray features a sliding cover for easy, one-handed use
-  Use your favorite tips; FLOWMI strainers are compatible with a wide variety of P1000 tips including Fisherbrand Sure-One, VWR brand, Axygen, Nichiryo and Eppendorf

Because a Sample is a Terrible Thing to Waste Smart. Effective. Innovative.



Aspirate
sample
into
1000µl
tip



Press
FLOWMI
onto
pipette tip

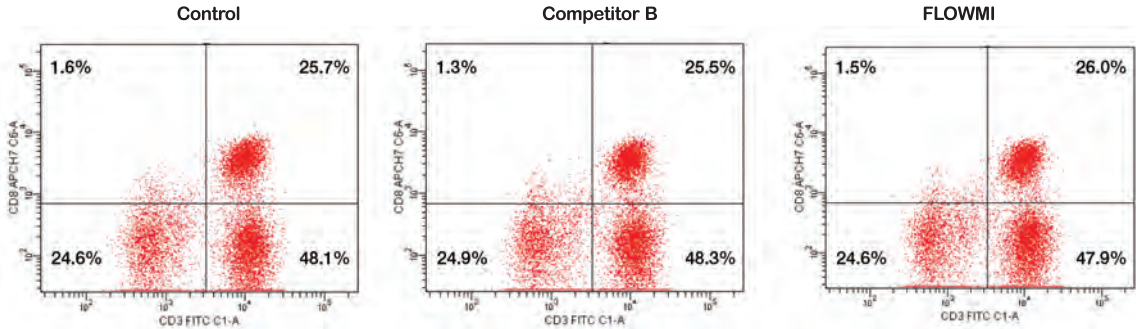


Strain
sample
into
tube



Eject
to
dispose
of tip and
FLOWMI

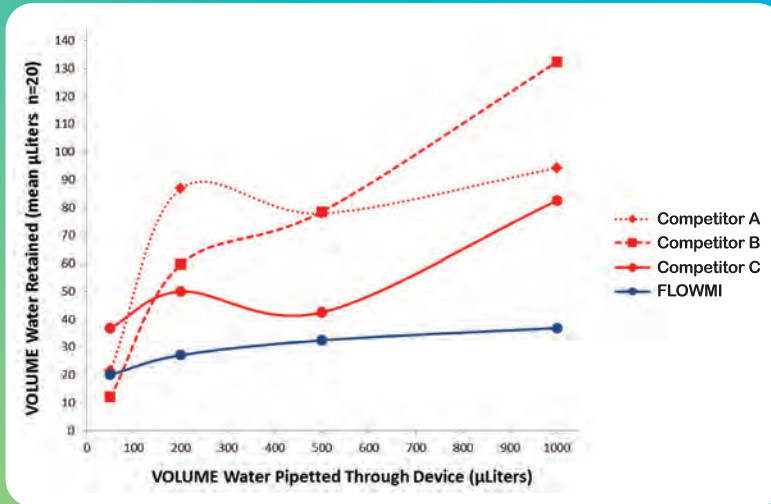
FLOWMI™ Delivers Results You Can Count On



Cytograms of CD-Chex™ Plus cells from left to right – Control (non-filtered); Sample filtered using Competitor; and Sample filtered using FLOWMI. Cytograms and “Percent of Parent” data demonstrate no loss of specific cell types using FLOWMI vs. competing filter.

Flowmi is recommended for use with samples having a maximum concentration of 2 million cells/ml (40µm) or 4 million cells/ml (70µm).

FLOWMI™ Ranks Best in Sample Protection



FLOWMI™ and three competing strainers were examined at four pipetted volumes (50, 200, 500, and 1000 μl). The Volume of Water Retained (μl) by each strainer, at each pipetted volume, is represented by the mean difference in weight before and after pipetting water through the strainer. (n=20 per pipetted volume; each trial using a new strainer).

Results demonstrate minimal loss of sample volume due to fluid retention inside FLOWMI™ Cell Strainer.

To see FLOWMI™ in action
and for additional technical data
please visit belart.com/flowmi



Now Available!
70µm Porosity



| Cat. No. | Porosity |
|------------|-----------|
| 14-100-150 | 40 micron |
| 03-421-228 | 70 micron |

Patent Pending 50 Strainers/pack

Flowmi is recommended for use with samples having a maximum concentration of 2 million cells/ml (40µm) or 4 million cells/ml (70µm).



© 2015 FLOWMI™ from Bel-Art® – SP Scienceware®, Wayne, NJ. All Rights Reserved.
*FACS is a registered trademark of Beacon-Dickinson Corporation.

In the United States:

For customer service, call 1-800-766-7000

To fax an order, use 1-800-926-1166

To order online: www.fishersci.com

In Canada:

For customer service, call 1-800-234-7437

To fax an order, use 1-800-463-2996

To order online: www.fishersci.ca



Part of Thermo Fisher Scientific