

Claristep[®] Filtration System The Easy Choice – Syringeless and Fast



Claristep® Filtration System

The Power of Simplicity

Preparing samples by clarification is an essential step prior to nearly all analytical techniques, such as high pressure liquid chromatography (HPLC). This filtration step to eliminate particles is crucial for maintaining the integrity of chromatography columns and for maximizing their operating life time.

In addition, as the sensitivity of automated analytical instruments continues to improve, they increasingly require less volume to operate in order to maximize throughput. Therefore, fast clarification of small volumes that does not add leachables or extractables to the original sample is indispensable for achieving the best analytical results.

To meet these requirements, Sartorius has developed a new, easy-to-use and straightforward filtration setup. The manually operated Claristep® Filtration System consisting of a station and filter units offers a novel way for clarifying your samples prior to analysis.

- Up to 8 samples are processed simultaneously
- No syringe required
- No need for a vacuum source or a power supply
- For low sample volumes ranging from 60 µL to 600 µL
- Hold-up volume < 30 µL



The Claristep® Station consists of a base, a lid and an exchangeable tray for easy and accurate positioning of sample vials and Claristep® Filter units. The patent-pending design features unique grooves in the station's lid and matching guide ridges on Claristep® Filter units to enable intuitively correct alignment and convenient handling of the system.



The grooves automatically guide the filter unit caps into the correct positions for simultaneous and accurate cap closure.



Claristep® Filter units are made of the purest materials. Another major benefit is that the contact time of the samples with the filters and the caps is extremely short, ensuring optimal, contamination-free results. Filtered liquids are collected in any 12 × 32 mm outer diameter vials of your choice based on the analytical method to be performed.



Sample Preparation for Analytics

Use the Most Ergonomic Clarification Solution

Filter 8 samples simultaneously – without needing any power supply or a vacuum | pressure source. Simply place the filters on your vials, gently close the station and press on the station lid to filter – that's it!



1.

Close the station lid. The grooves align the caps automatically, securely sealing every single Claristep® Filter unit for the most convenient processing.



2.

Apply slight uniform pressure with your hand to start sample clarification. You will feel a certain resistance while liquid is pressed through each membrane.





Before clarification, the samples are pipetted in the filter reservoir.



Claristep® Filter units press liquid through each membrane by an air pocket that forms over each filter unit when the station lid is closed. This air pocket is released when you stop holding down the lid – you will feel it in your fingertips!



3.

Press down on the station lid so that the left and right corners touch the base plate. Hold the lid in place for 3 seconds to ensure all sample liquid is filtered through.



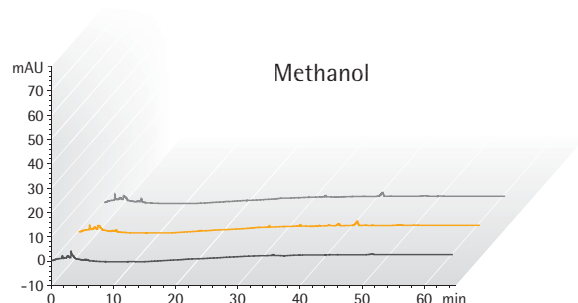
After clarification, the filtrates are collected in sample vials.

Reliable Removal of Particles

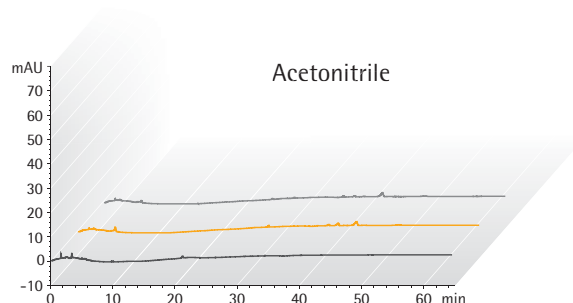
Filter Samples Without Adding Extractables and Leachables

Claristep® Filter units with RC membranes are optimized for solvents and aqueous solutions. They provide maximum chemical compatibility and exceptionally low non-specific binding of analytes.

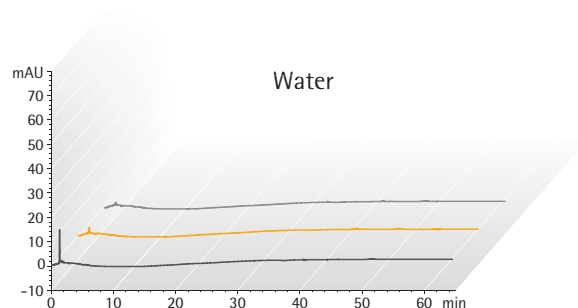
HPLC Certification



— Filtered with Claristep® RC 0.2 µm
— Filtered with Claristep® RC 0.45 µm
— Unfiltered Methanol



— Filtered with Claristep® RC 0.2 µm
— Filtered with Claristep® RC 0.45 µm
— Unfiltered Acetonitrile



— Filtered with Claristep® RC 0.2 µm
— Filtered with Claristep® RC 0.45 µm
— Unfiltered Water

HPLC Procedure

Column:
C18: 5 µm × 250 mm × 4.0 mm

Flow Rate: 1 mL/min,
Wavelength: 220 nm

Injection Volume: 20 µL,
Analysis Time: 65 min,
Temperature: 40°C,
Mobile Phases:
A) Acetonitrile
B) Water

Gradient:
Hold 60% A for 10 min,
60% to 100% A in 20 min,
100% A for 30 min

Sample Preparation Techniques

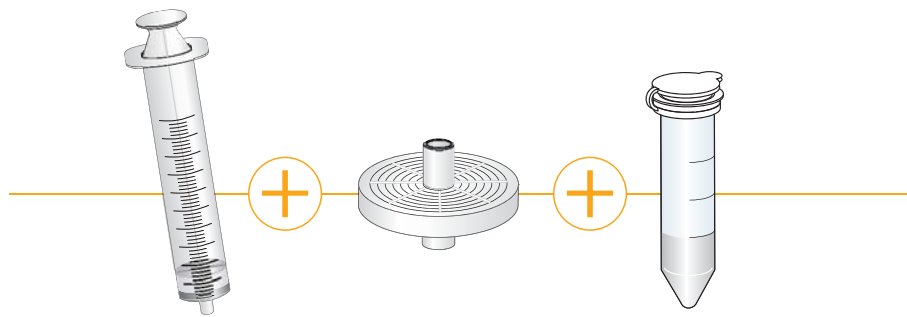

Choose the Best Solution for Your Needs

Do you process dozens of samples each day? A syringeless solution will help you reduce time, effort and waste – and minimize hand stress. If you need to analyze only a few samples a day, you will benefit from our proven combination of a syringe and syringe filter. The choice is all yours!

Claristep®
Filtration System

or

Syringe Filters
for processing one sample at a time



Analytical Sample Volumes Run Small

Get the Particle-free Volume You Really Need

If you need to fill only 12 x 32 mm vials, a syringeless solution will help you save time and reduce sample loss!

Syringeless Solution

or

Different Diameters
for different sample volumes



Claristep[®] Components and Ordering Information



Claristep[®] Filters are available in a choice of two pore sizes

Claristep[®] Filters

Ø mm EFD ¹	Mem-brane	Housing	Pore Size	Sterile	Qty Pk	Order No.	Fisher Sci. Cat. No.
9.7 mm	RC	PP	0.2 µm	No	96	17C07FT---96	14-556-010
9.7 mm	RC	PP	0.2 µm	No	480	17C07FT--480	14-556-011
9.7 mm	RC	PP	0.45 µm	No	96	17C06FT---96	14-556-012
9.7 mm	RC	PP	0.45 µm	No	480	17C06FT--480	14-556-013

¹ Effective Filtration Diameter
RC = Regenerated Cellulose




Claristep[®] System

Name	Qty Pk	Order No.	Fisher Sci. Cat. No.
Claristep [®] Station complete	1	17C--M8	14-556-014
Claristep [®] Single Tray	1	17C--S1	14-556-015



The Tray can be removed and exchanged



Additional Components Needed

The free choice of 12 × 32 mm sample vials and lids is enabling you to chose the right vial for your particular sample and application. e.g. for light sensitive substances you can use brown glass. For small sample volumes you can use vessels with inlays. You can use glass or plastic, screw caps and | or slid lids – whatever you prefer.



12 × 32 mm sample vials



Minisart® Syringe Filters

Removal of Particles and Microorganisms from Liquids and Gases



Sartorius offers Minisart® syringe filters for a wide range of applications. The filters are clean and safe as they are almost free of leachables and extractables. Additionally, they reliably remove particles and microorganisms with no leakage.

Minisart® with PP housing is optimized for filtration prior to analytics and withstands even harsh solvents and chemicals. Minisart® with housing made of medical acrylic (MBS) are the perfect choice for sterile filtration and clarification of additives, buffers, reagents, drugs and gases.



Sartolab® Filters

Vacuum Filtration and Pressure Filtration Devices



Sartolab® Vacuum Filtration Devices with 0.1 µm and 0.22 µm PES membranes are convenient filtration units for 150 ml to 1 L sample volume.

Sartolab® RF as a complete system includes receiver flasks. Sartolab® BT is a bottle top filter without receiver flasks enabling customers to use their own receiver bottles and to expand the filtration capacity depending on the particle load of the filtered liquid by filling more than one receiver flask. Sartolab® 150V is a disposable vacuum filter with a pleated 0.22 µm PES membrane which is suitable for filtration of up to 15 L liquid.



Sartolab® P20 Pressure Filtration Devices with 0.2 µm SFCA or 0.22 µm PES membrane with and without GF pre-filter are convenient filtration units for 500 ml to 5 L sample volumes. Especially Sartolab® P20 can be used to collect the filtrate in any required container or for in-line filtration.

The polycarbonate housing and membrane components are suitable for many aqueous solutions. The GF pre-filter types are mainly suitable for environmental samples with high particle load prior to analytics.



© 2016 Thermo Fisher Scientific Inc. All rights reserved.
Trademarks used are owned as indicated at www.fishersci.com/trademarks.

In the United States:

For customer service, call 1-800-766-7000
To fax an order, use 1-800-926-1166
To order online: www.fishersci.com

In Canada:

For customer service, call 1-800-234-7437
To fax an order, use 1-800-463-2996
To order online: www.fishersci.ca



**Fisher
Scientific**

A Thermo Fisher Scientific Brand

BN0331162