



Alere Scarborough, Inc.
10 Southgate Road
Scarborough, Maine 04074 USA
www.alere.com



EMERGO EUROPE
Molenstraat 15
2513 BH, The Hague
The Netherlands



Technical Support Advice Line

Further information can be obtained from your distributor, or by contacting Technical Support on:

US

+ 1 855 731 2288 ts.scr@alere.com

Africa, Russia, CIS

+ 972 8 9429 683 ARCISproductsupport@alere.com

Asia Pacific

+ 61 7 3363 7711 APproductsupport@alere.com

Canada

+ 1 800 818 8335 CANproductsupport@alere.com

Europe & Middle East

+ 44 161 483 9032 EMEproductsupport@alere.com

Latin America

+ 57 2 6618797 LAprductsupport@alere.com

Alere™ i Strep A Quick Reference Guide

© 2015 Alere. All rights reserved.

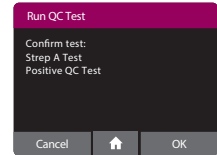
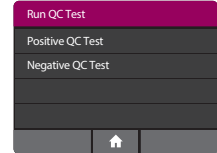
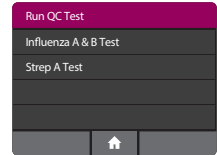
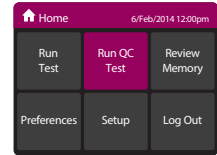
The Alere Logo and Alere are trademarks of the Alere group of companies.

Software © 2015 Axxin, used under license.

All trademarks referenced are trademarks of their respective owners.

For QC testing, select *Run QC Test* on the Home screen, and follow the displayed instructions. Refer to *Running a QC Test* in the *Alere™ i Instrument User Manual* for further details.

- 1 Touch 'Run QC Test'
- 2 Select 'Strep A' from the menu.
- 3 Select the QC Test to be Run
- 4 Confirm Test
Confirm the test type to match the QC sample intended for testing by touching 'OK' and following the on screen prompts to complete testing.



Note: The QC test is run in the same manner as a Patient Test. See the other side for step by step instructions.

Alere™ i Strep A

Quick Reference Instructions

Materials Required to Run a Test:



Test Base



Sample Receiver



Transfer Cartridge



Throat Swab

Instrument:



CLIA Complexity: WAIVED

Refer to the Alere™ i Strep A Product Insert and User Manual for complete instructions.

Alere™ i Strep A

Quick Reference Instructions

Before performing this test, refer to the Alere™ i Strep A Product Insert and User Manual for complete Test Procedure and additional information.

Failure to follow the instructions or modification to the test system instructions will result in the test no longer meeting the requirements for waived classification.

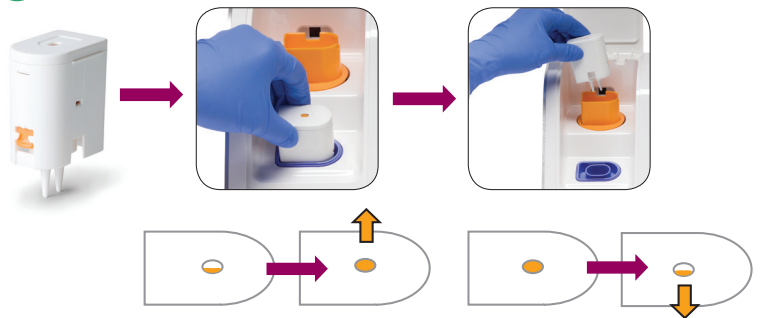
Alere™ i Strep A is for use with throat swab specimens only.

Follow the step-by-step instructions shown on the instrument screen.


1



5



2



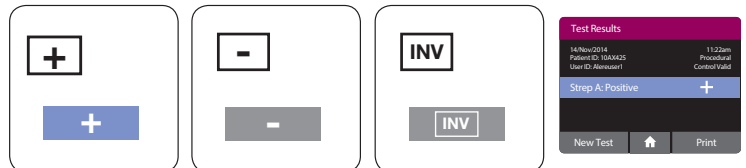
6



3




7



Refer to Product Insert instructions for retest procedure of an Invalid test result.

4



8



Refer to the Product Insert for instructions on safe handling and disposal of swab samples and test components.